

Secondary Logo



Journal Logo

Articles

Advanced Search

January 2019 - Volume 98 - Issue 4

- [Previous Article](#)

- [Next Article](#)

- **Outline**

- [1 introduction](#)
- [2 methods](#)
- [2.1 data sources](#)
- [2.2 identification of patients with dementia](#)
- [2.3 western medicine drug and traditional chinese herbal medicine herb](#)
- [2.4 data analysis](#)
- [3 results](#)
- [4 discussion](#)
- [Acknowledgments](#)
- [Author contributions](#)
- [References](#)

- **Images**

- [Slideshow](#)
- [Gallery](#)
- [Export PowerPoint file](#)

- **PDF**

- **Share**

- [Email](#)
- [Facebook](#)
- [Twitter](#)
- [LinkedIn](#)

- **Favorites**

- **Permissions**

- **More**

- [Cite](#)
- [Article as EPUB](#)

Research Article: Observational Study

The core pattern of Chinese herbal formulae and drug–herb concurrent usage in patients with dementia

Lin, Shun-Ku MD^{a,b}; Tzeng, Jeng-Nan PhD^{c,f}; Lai, Jung-Nien MD, PhD^{d,e,*}

Section Editor(s): Kun., Xiong

Author Information

^aDepartment of Chinese Medicine, Taipei City Hospital, Renai Branch

^bInstitute of Public Health, National Yang-ming University

^cDepartment of Mathematical Sciences, National Chengchi University, Taipei

^dSchool of Chinese Medicine, China Medical University

^eDepartment of Chinese Medicine, China Medical University Hospital, Taichung

^fDepartment of Mathematics, National Taiwan University, Taipei, Taiwan.

Correspondence: Jung-Nien Lai, School of Chinese Medicine, China Medical University, Taichung, No. 91, Hsueh-Shih Road, Taichung 404, Taiwan (e-mail: karen@ms10.hinet.net).

Abbreviations: BPSD = behavioral and psychological symptoms of dementia, BZD = Benzodiazepines, CHF = Chinese herbal formulae, GABA = gamma-aminobutyric acid, ICD-9-CM = International Classification of Diseases, Ninth Revision with Clinical Modification, LHID2005 = Longitudinal Health Insurance Database 2005, NHIRD = National Health Insurance Research Database, SSRI = selective serotonin reuptake inhibitors, TCM = traditional Chinese medicine.

This study was supported by Department of Health, Taipei City Government (10301-62-071) and the Department of Chinese Medicine and Pharmacy (MOHW105-CMAP-M-114-112415).

The authors have no conflicts of interest to disclose.

This is an open access article distributed under the terms of the Creative Commons Attribution-Non Commercial License 4.0 (CCBY-NC), where it is permissible to download, share, remix, transform, and buildup the work provided it is properly cited. The work cannot be used commercially without permission from the journal.

<http://creativecommons.org/licenses/by-nc/4.0>

Received September 6, 2018

Received in revised form October 12, 2018

Accepted December 10, 2018

Medicine: January 2019 - Volume 98 - Issue 4 - p e13931

doi: 10.1097/MD.00000000000013931

- Open

Metrics

Abstract

More than 40% dementia patients received traditional Chinese Medicine treatment. However, the prescription pattern of Chinese herbal formulae (CHF) for treating neurocognitive or behavioral disorders in patients with dementia has not been elucidated. This large-scale survey aimed is to evaluate core patterns of CHF and drug–herb concurrent use in patients with dementia.

We analyzed patients with a diagnosis of dementia from one million cohorts of the Longitudinal Health Insurance Database in the National Health Insurance Research Database, between 1997 and 2008. Of 18,141 newly diagnosed dementia patients, 3471 patients received CHF for mental and nervous system diseases. There were 13,254 outpatient visits, with 60,968 formulae prescriptions. We calculate the frequency and proportion of combined use, identify drug–herb concurrent usage, and determine core prescription patterns. Also, we drew network graphs of co-prescription pairs which occurred more than 200 times.

Chinese medicine prescription patterns changed as dementia progressed.

During the first 3 years after the diagnosis of dementia, Jia-Wei-Xiao-Yao-San, Gan-Mai-Da-Zao-Tang, and Ban-Xia-Bai-Zhu-Tian-Ma-Tang were the core CHF prescribed for mental and nervous system disorders. However, during the later stages of dementia, Suan-Zao-Ren-Tang, Gui-Pi-Tang, Jia-Wei-Xiao-Yao-San, and Wen-Dan-Tang were the core CHF prescribed. Benzodiazepines were the most common sedative drugs combined with traditional Chinese formulae.

The results of this study suggest that TCM prescription were different in various stages of dementia, and indicated the frequently combined use of the TCM formulae and Benzodiazepines in dementia care.

1 Introduction

Dementia is a neurodegenerative disease with continual decline in cognitive function and daily function.^[1] A global representative epidemiological survey estimates that worldwide, 24.3 million people have dementia, and that 4.6 million new patients are diagnosed with dementia every year.^[2]

In a randomized control trial, Chinese herbal formulae (CHF) have been reported to relieve dementia symptoms.^[3] Yokukansan, a traditional herbal medicine, decreased the behavioral and psychological symptoms of dementia,^[4] and Choto-san improves cognitive function and the ability to perform activities of daily living.^[5] Furthermore, Dangguijagyag-san increases cognitive function in patients with mild cognitive impairment.^[6]

In our previous study, 43.3% of patients with dementia in Taiwan used traditional Chinese medicine (TCM). Furthermore, patients with young-onset dementia, those with more behavioral and psychological symptoms of dementia (BPSD), multiple chronic diseases, and polypharmacy, also have a greater tendency to use TCM.^[7] We analyzed the most frequently prescribed TCM formulae for nervous system illnesses and mental disorders; Qi-Ju-Di-Huang-Wan was the most commonly prescribed formula, followed by Jia-Wei-Xiao-Yao-San, and Ban-Xia-Bai-Zhu-Tian-Ma-Tang. In addition, TCM treatment might reduce the risk of pneumonia on admission to the hospital; the adjusted hazard ratio was 0.62 with 95% confidence interval 0.55 to 0.70.^[8]

However, core pattern prescription analysis of CHF for treating neurocognitive or behavioral disorders in patients with dementia has not been elucidated. Both cognitive functional impairment and BPSD change as the disease progresses.^[9] Chinese medicine physicians might also adopt a different prescription pattern for the various stages of dementia. The aim of this study was to evaluate core pattern prescriptions of CHF and assess drug–herb concurrent use in patients with dementia.

2 Methods

2.1 Data sources

We used the Longitudinal Health Insurance Database 2005 (LHID2005), a data subset of the National Health Insurance Research Database (NHIRD). Patients with dementia were treated between January 1, 1997, and December 31, 2008. The NHIRD includes medical records of more than 23 million residents, almost the entire population of Taiwan. Prescription details of TCM prescriptions, and modern medicine drugs (name, dosages, routes, administration, and prescribed time), as well as both inpatient and outpatient diagnosis is available in the NHIRD.^[10] By 2014, more than 2000 articles have been published using data from the NHIRD,^[11] and using the NHIRD is an appropriate method to evaluate the prescription pattern and concurrent use of TCM.^[12,13] The LHID 2005 involves all medical and sociodemographic information of one million individuals randomly selected from the NHIRD. The demographic variables are similar between the LHID2005 and the population of NHIRD registered in 2005. The Institutional Review Board of Taipei City Hospital in Taiwan approved the presented study (Case Number TCHIRB-1020816-E).

2.2 Identification of patients with dementia

Figure 1 shows the flowchart used for selection of patients with dementia from the NHIRD. We used the International Classification of Diseases, Ninth Revision with Clinical Modification [ICD-9-CM] (codes 290, 294, and 331.0) to select patients with dementia. We excluded patients with fewer than 2 outpatient visits for dementia, those who were not diagnosed by neurologists or psychiatrists, those not taking anti-dementia medications, and patients with incomplete demographic characteristic data. The medical diagnosis determined by the Bureau of National Health Insurance was strictly peer review to ensure accuracy. During dementia diagnosis, all medical records including Mini-Mental State Examination, Clinical Dementia Rating, and CT/MRI images were examined by the censor. Insurance does not pay for inaccurate diagnoses, and the doctor involved would be heavily fined.^[14] A validation study also supports the reliability of dementia diagnosis using diagnostic codes in the NHIRD.^[15]




Figure 1:

Flowchart of the patient enrollment procedure from one million patients identified in Longitudinal Health Insurance Database. We included 18,141 dementia patients newly diagnosed by neurologist or psychiatrists from 1997 and 2008; 7853 (43.3%) received TCM treatment. Data analysis contains 60,968 Chinese medicine formulae that were prescribed 13,254 times at Chinese medicine outpatient visits. TCM = traditional Chinese medicine.

To reduce the confounding factors of previous TCM use, and to guarantee that all participants had been newly diagnosed with dementia, cases diagnosed before 1997 were excluded. Dementia is a progressive disease, and medication prescription patterns may differ at different stages of dementia. All clinic and department medical records from the diagnosis of dementia to the end of study were reviewed, and patients who had used at least one TCM service were included in the study.

Due to the severity and type of symptoms that can occur as dementia progresses, psychoses, depressed mood, and agitation can be identified, and cognitive function may worsen.^[16] Therefore, physician's prescribing patterns may differ as the disease progresses. We divided the prescription patterns into 2 parts, identified by the disease progression from the day of dementia diagnosis. We choose the third year after diagnosis as a dividing time, and analyzed the patterns and core prescriptions, separately.

We used a retrospective generational study design, and all data collection and analysis were performed after the end of treatment. Physicians and patients do not know the research in advance, so we could ensure that the analysis is double-blind. Besides, we analyze all TCM prescriptions for dementia patients to avoid possible selection biases.

2.3 Western medicine drug and traditional Chinese herbal medicine herb

Physicians might prescribe anti-Alzheimer, antimanic, anxiolytics, antidepressant, and antipsychotics drugs to relieve the cognitive degeneration and BPSD.^[17,18] In Taiwan, all psychotropic and antidementia drugs are restricted by the National Health Insurance Administration, and patients cannot obtain them without a physician's prescription. CHF was identified by using one or more Chinese medicinal herbs; herbs were boiled and dried under specific program and standard formulation guidelines. In Taiwan, all CHF are made according to Good Manufacturing Practices and require a license

from Department of Chinese and Pharmacy, Ministry of Health and Welfare. Thus, CHF standards are equivalent to those of Western drugs.^[19] We analyzed all the patients' prescriptions for Chinese and Western medicines from 1997 to 2008, and measuring the prescription patterns of Chinese herbal formulae and drug–herb concurrent usage.

2.4 Data analysis

We used SAS statistical software (version 9.4; SAS Institute Inc., Cary, NC) to connect, sort, and select data. We also applied Python (version 2.7) to calculate the frequency and proportion of combined use, to identify drug–herb concurrent usage, and to determine core prescription patterns. In addition, we drew network graphs using open-sourced software NodeXL (<http://nodexl.codeplex.com/>). The co-prescription pairs, which occurred more than 200 times, are shown in the Figure 2. The width of connection of the lines represents the number of connections between the 2 medicines, and the thicker lines indicate a more common prescription pattern. We listed the top ten most common core pattern prescriptions of CHF and drug–herb concurrent usage.

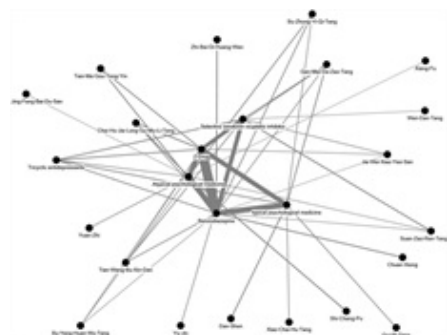


Figure 2:

The drug–herb concurrent usage for patients with a dementia diagnosis. All western medicine and Chinese herbal formulae in patients with dementia were analyzed through open-sourced freeware NodeXL. Benzodiazepines, Z-drugs, typical and atypical anti psychotics, and selective serotonin reuptake inhibitors (SSRI) were the most common drugs combined with Chinese herbal formulae. SSRI = selective serotonin reuptake inhibitors

3 Results

Between 1997 and 2008, we identified 19,343 patients with dementia diagnosed by a neurologist or psychiatrists, using criteria of ICD-9 code (290, 294, 331.0). To ensure that all participants had newly diagnosed dementia, patients diagnosed in 1996 ($n = 1138$), or with incomplete data ($n = 64$), were excluded. The study included 18,141 patients with dementia, and 7853 (43.3%) of these patients received TCM treatment. Of 7853 patients received TCM treatment, 3471 (44.2%) patients received CHF for mental and nervous system diseases. Finally, our data analysis contained 60,968 Chinese herbal formulae, prescribed at 13,254 outpatient visits, as showed in Figure 1.

There were 71 formulae pairs which combined use for more than 30 times in both groups by the time after diagnosis of dementia grouping. We analyzed the pairwise association of TCM medications for dementia patients; the variance of prescription was 2.92 within 3 years after diagnosis, and 1.67 for more than 3 years. The correlation coefficient of the structure in different periods was 0.1736, which was low correlation and showed that the structure relationship between the 2 groups was not strong.

The core pattern of Chinese herbal formula usage for mental and nervous system disorder during the first 3 years after dementia diagnosis is shown in Figure 3. Jia-Wei-Xiao-Yao-San, Bu-Zhong-Yi-Qi-Tang, Ban-Xia-Bai-Zhu-Tian-Ma-Tang, Tian-Wang-Bu-Xin-Dan, Qi-Ju-Di-Huang-Wan, and Chai-Hu-Jia-Long-Gu-Mu-Li-Tang were the core CHF prescriptions.



Figure 3:

the core pattern of Chinese herbal formula usage for mental and nervous system disorder during the first 3 years after dementia diagnosis. All Chinese herbal formulae prescribed for patients with dementia were analyzed through open-sourced freeware NodeXL. *ia-Wei-Xiao-Yao-San*, *Bu-Zhong-Yi-Qi-Tang*, *Ban-Xia-Bai-Zhu-Tian-Ma-Tang*, *Tian-Wang-Bu-Xin-Dan*, *Qi-Ju-Di-Huang-Wan*, and *Chai-Hu-Jia-Long-Gu-Mu-Li-Tang* were the core CHF prescriptions.

Figure 4 shows the core pattern of CHF for mental and nervous system disorders 3 years after the diagnosis of dementia. *Suan-Zao-Ren-Tang*, *Gui-Pi-Tang*, *Jia-Wei-Xiao-Yao-San*, *Wen-Dan-Tang*, *Tian-Wang-Bu-Xin-Dan*, *Tian-Ma-Gou-Teng-Yin*, *Chai-Hu-Jia-Long-Gu-Mu-Li-Tang* were the core CHF prescriptions.

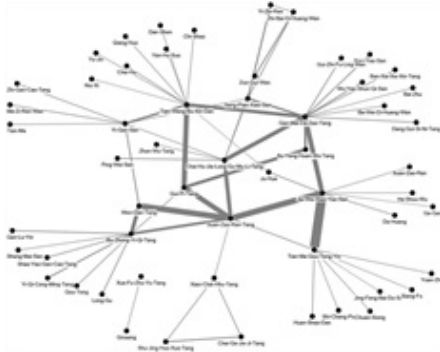


Figure 4:

The core pattern of Chinese herbal formula usage for mental and nervous system disorder after 3 years of dementia diagnosis. All Chinese herbal formulae prescribed for patients with dementia was analyzed through open-sourced freeware NodeXL, and *Suan-Zao-Ren-Tang*, *Gui-Pi-Tang*, *Jia-Wei-Xiao-Yao-San*, *Wen-Dan-Tang*, *Tian-Wang-Bu-Xin-Dan*, *Tian-Ma-Gou-Teng-Yin*, *Chai-Hu-Jia-Long-Gu-Mu-Li-Tang* were the core CHF prescriptions.

The drug–herb concurrent usage is shown in Figure 2. Benzodiazepines (BZD), z-drugs, typical and atypical antipsychotics, and selective serotonin reuptake inhibitors (SSRI) were the most common drugs used in combination with Chinese herbal formulae.

4 Discussion

This is the first nationwide population-based study to analyze the core prescription patterns of the TCM formulae. We also investigated changes in prescription patterns over the course of dementia. We found that the correlation coefficient of the structure in different periods was low and the variance of individual groups was different, which confirm the prescription pattern of Chinese herbal formulae changed with the different stages of dementia. Moreover, that co-prescription was common between sedative drugs and traditional Chinese formulae.

Compared with the frequency analysis used in previous studies, correlation analysis and network presentation of the CHF can better describe prescribing patterns. For example, in our former study, *Qi-Ju-Di-Huang-Wan* was the most commonly used Chinese medicine formulae for the treatment of dementia. However, in the present study, *Qi-Ju-Di-Huang-Wan* was often used within the first 3 years after the diagnosis of dementia. *Qi-Ju-Di-Huang-Wan* could ease visual impairment, which commonly occurs in patients with dementia, and the associated decline in cognitive function.^[20] Improving vision in the early stage of dementia might help to maintain cognitive function.^[21]

Ling-Gui-Zhu-Gan-Tang, *Ban-Xia-Bai-Zhu-Tian-Ma-Tang*, and *Bu-Zhong-Yi-Qi-Tang* were also commonly used in the early stages of dementia. TCM physicians used these formulae to reduce dizziness, vertigo, and fatigue, which occur in the early stage of dementia, particularly vascular dementia. *Ling-Gui-Zhu-Gan-Tang* might be the core formula for treating early symptoms of dementia in Taiwan, as is shown in Figure 3. *Ling-Gui-Zhu-Gan-Tang* is a combination of 4 herbs (*Poria cocos* [Fu-Ling], *Rhizoma Atractylodis* [Bai-Zhu], *Cinnamomi Ramulus* [Gui-Zhi], and *Glycyrrhizae Radix cum Liquido Fricta* [Gan-Cao]) and could alleviate dizziness, vertigo, and palpitation. These symptoms might result from balance disorders, including the oculomotor, proprioceptive, or vestibular system.^[22] The active ingredient pachymic acid, which is contained in *Poria cocos*, has sedative-hypnotic effects via gamma-aminobutyric acid (GABA) systems.^[23] In addition, *Rhizoma Atractylodis* extract was reported to inhibit the inducible nitric oxide synthase induction and DNA oxidation. Therefore, it might potentially prevent or inhibit the progression of dementia.^[24]

Bu-Zhong-Yi-Qi-Tang was another common formula that could relieve chronic fatigue syndrome. *Bu-Zhong-Yi-Qi-Tang* has been shown to elevate dopamine and noradrenaline levels in the cortical tissues of mice, suggesting that this CHF may improve learning and memory.^[25,26] Moreover, *Ban-Xia-Bai-Zhu-Tian-Ma-Tang* could reduce symptoms, including

dizziness, nausea, and vomiting.^[27] However, regardless of the widespread use of the above-mentioned formulae alone or in combination, further clinical trials are needed to investigate the effectiveness of TCM health care for dementia-related symptoms at the early stage.

It is interesting that different prescription patterns were observed between the early stage and 3 years or more after diagnosis. Although dementia can progress at different rates and with differing symptoms, the present study found that Gui-Pi-Tang, Wen-Dan-Tang, Tian-Ma-Gou-Teng-Yin, and Chai-Hu-Jia-Long-Gu-Mu-Li-Tang are the most frequently prescribed by TCM physicians for treating dementia patients 3 years after diagnosis. Several clinical trials reported the sedative and hypnotic effects of Gui-Pi-Tang and Wen-Dan-Tang.^[28,29] Chai-Hu-Jia-Long-Gu-Mu-Li-Tang reduces agitation, delusions, and hallucinations.^[30] Tian-Ma-Gou-Teng-Yin improves sleep quality and exerts neuroprotective effects in animal and cellular models.^[31] With the progression of dementia, mental and behavioral symptoms become more severe and the effect of antipsychotics deteriorates. Based on the change of core prescription patterns, we inferred that the progress of dementia-related symptoms from early stage to insomnia, delusions, and hallucinations only takes 3 years in Taiwan, even under comprehensive conventional health care, which is consistent with the findings of previous clinical investigations.^[32]

Jia-Wei-Xiao-Yao-San and Tian-Wang-Bu-Xin-Dan were the core CHF in both the early and late stages of dementia. The main effects of both formulae are relief from stress and anxiety, and enhancement of sleep.^[33] Furthermore, in a multicenter, randomized, double-blind trial, Jia-Wei-Xiao-Yao-San reduced depression and anxiety, which commonly occur in the course of dementia.^[34] Sleep disturbances and circadian rhythm-related sleep disorders are serious problems in patients with dementia and can exacerbate psychiatric symptoms.^[35,36] Some CHF derived from the Jia-Wei-Xiao-Yao-San, such as Yi-Gan-San (Yokukan-San in kampo medicine), Gou-Teng-San (Choto-San in kampo medicine) were commonly used and proved to relieve BPSD, maintaining cognitive function and activities of daily living, in previous clinical trials.^[37] This evidence enhanced the important role of Jia-Wei-Xiao-Yao-San in the treatment of dementia-related symptoms.

In the present study, we found that both neurologists and TCM practitioners focused on treating the sleep problems of dementia patients and a significant number of co-prescriptions of hypnotic drugs and sedative CHF. The present results indicated that Suan-Zao-Ren-Tang, which was the most commonly prescribed TCM formulae to insomnia patients in Taiwan,^[38] was frequently used in conjunction with benzodiazepine in the dementia population. Our previous clinical studies proved that Suan-Zao-Ren-Tang is effective in extending sleep time at night.^[39] Moreover, the hypnotic effect of *Zizyphi spinosi* semen contained in Suan-Zao-Ren-Tang might come from the influence of the GABA_A receptor and 5-hydroxytryptamine in the central nervous system.^[40] *Scutellaria baicalensis* was mainly used as an antipyretic and anti-inflammatory agent, but some studies found that it might also have sleep-inducing and sedative effects.^[41,42] In the present study, Tian-Ma-Gou-Teng-Yin, Ban-Xia-Xie-Xin-Tang, and Chai-Hu-Jia-Long-Gu-Mu-Li-Tang were highly compressed with benzodiazepine, and *Scutellaria baicalensis* is a major component of these formulae. A research showed that Baicalein, a main ingredient of *Scutellaria baicalensis*, could regulate the sleep–wake cycle and stimulate GABA_A receptor activity. Previous evidence shows that some traditional Chinese medicines that could influence GABA_A receptors might strengthen or extend the sedative effects.^[43] Our research indicated the frequently combined use of the TCM formulae and BZD in dementia care, and this overlapping use, of course, raised concerns regarding the potential increased risk of side effects or overdose.

Benzodiazepine have multiple effects such as calming, sleep inducing, emotional release by promoting the function of the neurotransmitter GABA. However, the relationship between taking BZD and cognitive function decline was reported in several studies,^[44] and a prospective study observed a dose–response effect.^[45] Therefore, the use of BZD was only recommended at a small dosage, and the use of the types with shorter half-lives was preferred.^[46] However, in our study, we found that benzodiazepine and Z-drugs were widely used for dementia. Previous studies found significant clinically relevant risks of falls and cognitive impairment.^[47] We observed several combined uses of these 2 drugs, and potential risks require further examination for discussion. TCM practitioners in Taiwan prescribed Chinese herbal formulae to reduce the side effect of BZD drugs and to maintain better sleep quality simultaneously. Our previous study confirmed that the add-on effect of TCM formulae among hypnotic users resulted in a decreased risk of hip fracture. TCM formulae such as Suan-Zao-Ren-Tang and Jia-Wei-Xiao-Yao-San did not only improve poor sleep quality but also reduced depression and anxiety, respectively.^[48] We therefore propose that the TCM formulae may be an alternative treatment for dementia patients with sleep problems or at least an alternative option in dementia care for patients recalcitrant to BZD drugs or who have poor responses.

The present study has 2 limitations. First, the NHIRD did not contain information on folk medicine or herb diets that the patients bought without a physician's order from TCM herbal pharmacies. Therefore, the study results might have underestimated the frequency of TCM use but ensured the accuracy of prescription data. Second, the relationship between the severity of dementia and CHF remains inconclusive because no prospective outcome measures of cognitive function are available in the NHRID, and more clinical observations is needed in the future to clarify the relationship between disease severity and prescription patterns.

In conclusion, different prescription patterns of dementia progression were observed. Jia-Wei-Xiao-Yao-San, Gan-Mai-Da-Zao-Tang, and Ban-Xia-Bai-Zhu-Tian-Ma-Tang are used during the first 3 years after the diagnosis of dementia. Jia-Wei-Xiao-Yao-San, Gan-Mai-Da-Zao-Tang, and Ban-Xia-Bai-Zhu-Tian-Ma-Tang are the core CHF prescribed for mental and nervous system disorders in the first 3 years after a dementia diagnosis. Suan-Zao-Ren-Tang, Gui-Pi-Tang, Jia-Wei-Xiao-Yao-San, and Wen-Dan-Tang are prescribed more frequently as the disease progresses 3 or more years after dementia diagnosis. Additional clinical research on the efficacy of TCM in dementia treatment, the drug–herb interaction, and safety concerns should be addressed.

Acknowledgments

The National Health Insurance Research Database used in this study was provided by the Bureau of National Health Insurance, Ministry of Health and Welfare, Taiwan.

Author contributions

Conceptualization: Shun-Ku Lin.

Data curation: Shun-Ku Lin.

Funding acquisition: Jung-Nien Lai.

Project administration: Jung-Nien Lai.

Software: Jeng-Nan Tzeng.

Validation: Jeng-Nan Tzeng.

Visualization: Jeng-Nan Tzeng.

Writing – original draft: Shun-Ku Lin, Jeng-Nan Tzeng, Jung-Nien Lai.

Writing – review & editing: Jung-Nien Lai.

References

- [1]. Bateman R. Alzheimer's disease and other dementias: advances in 2014. *Lancet Neurol* 2015;14:4–6.
 - Cited Here
- [2]. Ferri CP, Prince M, Brayne C, et al. Global prevalence of dementia: a Delphi consensus study. *Lancet* 2006;366:2112–7.
 - Cited Here
- [3]. Iwasaki K, Kobayashi S, Chimura Y, et al. A randomized, double-blind, placebo-controlled clinical trial of the Chinese herbal medicine “ba wei di huang wan” in the treatment of dementia. *J Am Geriatr Soc* 2004;52:1518–21.
 - Cited Here
- [4]. Mizukami K, Asada T, Kinoshita T, et al. A randomized cross-over study of a traditional Japanese medicine (kampo), yokukansan, in the treatment of the behavioural and psychological symptoms of dementia. *Int J Neuropsychopharmacol* 2009;12:191–9.
 - Cited Here
- [5]. Suzuki T, Futami S, Igari Y, et al. A Chinese herbal medicine, choto-san, improves cognitive function and activities of daily living of patients with dementia: a double-blind, randomized, placebo-controlled study. *J Am Geriatr Soc* 2005;53:2238–40.

- Cited Here

[6]. Kim KH, Go HY, Lee JA, et al. The effect of Dangguijagyag-san on mild cognitive impairment. *J Altern Complement Med* 2016;22:509–14.

- Cited Here

[7]. Lin SK, Tsai YT, Lai JN, et al. Demographic and medication characteristics of traditional Chinese medicine users among dementia patients in Taiwan: a nationwide database study. *J Ethnopharmacol* 2015;161:108–15.

- Cited Here

[8]. Lin SK, Tsai YT, Lo PC, et al. Traditional Chinese medicine therapy decreases the pneumonia risk in patients with dementia. *Medicine (Baltimore)* 2016;95:e4917.

- Cited Here

[9]. Tanaka H, Hashimoto M, Fukuhara R, et al. Relationship between dementia severity and behavioural and psychological symptoms in early-onset Alzheimer's disease. *Psychogeriatrics* 2015;15:242–7.

- Cited Here

[10]. Cheng SH, Chiang TL. The effect of universal health insurance on health care utilization in Taiwan. Results from a natural experiment. *JAMA* 1997;278:89–93.

- Cited Here

[11]. Hsing AW, Ioannidis JP. Nationwide population science: lessons from the Taiwan National Health Insurance Research Database. *JAMA Intern Med* 2015;175:1527–9.

- Cited Here

[12]. Lin SK, Yan SH, Lai JN, et al. Patterns of Chinese medicine use in prescriptions for treating Alzheimer's disease in Taiwan. *Chin Med* 2016;28:12–7.

- Cited Here

[13]. Yu MC, Lin SK, Lai JN, et al. The traditional Chinese medicine prescription patterns of Sjögren's patients in Taiwan: a population-based study. *J Ethnopharmacol* 2014;155:435–42.

- Cited Here

[14]. National Health Insurance Administration, Ministry of Health and welfare. The provisions of the national health insurance drug payment - Drugs acting on the nervous system. Taiwan. Available at: http://www.nhi.gov.tw/Resource/bulletin/4628_%E4%BF%AE%E6%AD%A3%E8%A6%8F%E5%AE%9A.pdf. Accessed March 8, 2018.

- Cited Here

[15]. Chien IC. Treated prevalence and incidence of dementia among National Health Insurance enrollees in Taiwan, 1996-2003. *J Geriatr Psychiatry Neurol* 2008;1:142–8.

- Cited Here

[16]. Zahodne LB, Ornstein K, Cosentino S, et al. Longitudinal relationships between Alzheimer disease progression and psychosis, depressed mood, and agitation/aggression. *Am J Geriatr Psychiatry* 2015;23:130–40.

- Cited Here

[17]. Trinh NH, Hoblyn J, Mohanty S, et al. Efficacy of cholinesterase inhibitors in the treatment of neuropsychiatric symptoms and functional impairment in Alzheimer disease: a meta-analysis. *JAMA* 2003;289:210–7.

- Cited Here

[18]. Sink KM, Holden KF, Yaffe K. Pharmacological treatment of neuropsychiatric symptoms of dementia: a review of the evidence. *JAMA* 2005;293:596–604.

- Cited Here

[19]. Chen FP, Chen TJ, Kung YY, et al. Use frequency of traditional Chinese medicine in Taiwan. *BMC Health Serv Res* 2007;23:26.

- Cited Here

[20]. Fukuoka H, Nagaya M, Toba K. The occurrence of visual and cognitive impairment, and eye diseases in the super-elderly in Japan: a cross-sectional single-center study. *BMC Res Notes* 2015;29:619.

- Cited Here

[21]. Spierer O, Fischer N, Barak A, et al. Correlation between vision and cognitive function in the elderly: a cross-sectional study. *Medicine (Baltimore)* 2016;95:e2423.

- Cited Here

[22]. Tsai TY, Li CY, Livneh H, et al. Decreased risk of stroke in patients receiving traditional Chinese medicine for vertigo: a population-based cohort study. *J Ethnopharmacol* 2016;184:138–43.

- Cited Here

[23]. Shah VK, Choi JJ, Han JY, et al. Pachymic acid enhances pentobarbital-induced sleeping behaviors via GABAA-ergic systems in mice. *Biomol Ther (Seoul)* 2014;22:314–20.

- Cited Here

[24]. Choi SH, Kim SJ. Inhibition of inducible nitric oxide synthase and osteoclastic differentiation by *Atractylodis Rhizoma Alba* extract. *Pharmacogn Mag* 2014;10:S494–500.

- Cited Here

[25]. Shih HC, Chang KH, Chen FL, et al. Anti-aging effects of the traditional Chinese medicine Bu-zhong-yi-qi-tang in mice. *Am J Chin Med* 2000;28:77–86.

- Cited Here

[26]. Kimura M, Sasada T, Kanai M, et al. Preventive effect of a traditional herbal medicine, Hochu-ekki-to, on immunosuppression induced by surgical stress. *Surg Today* 2000;38:316–22.

- Cited Here

[27]. Shin IS, Jeon WY, Shin HK, et al. Banhabaekchulchunma-tang, a traditional herbal formula attenuates absolute ethanol-induced gastric injury by enhancing the antioxidant status. *BMC Complement Altern Med* 2013;13:170.

- Cited Here

[28]. Yeung WF, Chung KF, Poon MM, et al. Chinese herbal medicine for insomnia: a systematic review of randomized controlled trials. *Sleep Med Rev* 2012;16:497–507.

- Cited Here

[29]. Yeung WF, Chung KF, Poon MM, et al. Prescription of Chinese herbal medicine and selection of acupoints in pattern-based traditional Chinese medicine treatment for insomnia: a systematic review. *Evid Based Complement Alternat Med* 2012;2012:902578.

- Cited Here

[30]. Niitsu T, Okamoto H, Iyo M. Behavioural and psychological symptoms of dementia in an Alzheimer's disease case successfully treated with natural medicine: association with gonadotropins. *Psychogeriatrics* 2013;13:124–7.

- Cited Here

[31]. Liu LF, Song JX, Lu JH, et al. Tianma Gouteng Yin, a Traditional Chinese Medicine decoction, exerts neuroprotective effects in animal and cellular models of Parkinson's disease. *Sci Rep* 2015;5:16862.

- Cited Here

[32]. Fuh JL. Study of behavioral and psychological symptoms of dementia in Taiwan. *Acta Neurol Taiwan* 2006;15:154–60.

- Cited Here

[33]. Park DM, Kim SH, Park YC, et al. The comparative clinical study of efficacy of Gamisoyo-San (Jiaweixiaoyaosan) on generalized anxiety disorder according to differently manufactured preparations: multicenter, randomized, double blind, placebo controlled trial. *J Ethnopharmacol* 2014;158PtA:11–7.

- Cited Here

[34]. Urrestarazu E, Iriarte J. Clinical management of sleep disturbances in Alzheimer's disease: current and emerging strategies. *Nat Sci Sleep* 2016;8:21–33.

- Cited Here

[35]. Lim MM, Gerstner JR, Holtzman DM, et al. The sleep–wake cycle and Alzheimer's disease: what do we know? *Neurodegener Dis Manag* 2014;4:351–62. Author manuscript; available in PMC 2015 Aug 1.

- Cited Here

[36]. Meehan KM, Wang H, David SR, et al. Comparison of rapidly acting intramuscular olanzapine, lorazepam, and placebo: a double-blind, randomized study in acutely agitated patients with dementia. *Neuropsychopharmacology* 2002;26:494–502.

- Cited Here

[37]. Lee KH, Tsai YT, Lai JN, et al. Concurrent use of hypnotic drugs and Chinese herbal medicine therapies among Taiwanese adults with insomnia symptoms: a population-based study. *Evid Based Complement Alternat Med* 2013;2013:987862.

- Cited Here

[38]. Yeh CH, Arnold CK, Chen YH, et al. Suan zao ren tang as an original treatment for sleep difficulty in climacteric women: a prospective clinical observation. *Evid Based Complement Alternat Med* 2011;2011:673813.

- Cited Here

[39]. Ma Y, Han H, Eun JS, et al. Sanjoinine A isolated from *Zizyphi Spinosi Semen* augments pentobarbital-induced sleeping behaviors through the modification of GABA-ergic systems. *Biol Pharm Bull* 2007;30:1748–53.

- Cited Here

[40]. Chang HH, Yi PL, Cheng CH, et al. Biphasic effects of baicalin an active constituent of *Scutellaria baicalensis* Georgi in the spontaneous sleep–wake regulation. *J Ethnopharmacol* 2011;135:359–68.

- Cited Here

[41]. Liu Z, Zhao X, Liu B, et al. Jujuboside A, a neuroprotective agent from semen *Zizyphi Spinosae* ameliorates behavioral disorders of the dementia mouse model induced by A β 1-42. *Eur J Pharmacol* 2014;738:206–13.

- Cited Here

[42]. Shi Y, Dong JW, Zhao JH, et al. Herbal insomnia medications that target GABAergic systems: a review of the psychopharmacological evidence. *Curr Neuropharmacol* 2014;12:289–302.

- Cited Here

[43]. Chouinard G, Lefko-Singh K, Teboul E. Metabolism of anxiolytics and hypnotics: benzodiazepines, buspirone, zopiclone, and zolpidem. *Cell Mol Neurobiol* 1999;19:533–41.

- Cited Here

[44]. Tannenbaum C, Paquette A, Hilmer S, et al. A systematic review of amnesic and non-amnesic mild cognitive impairment induced by anticholinergic, antihistamine, GABAergic and opioid drugs. *Drugs Aging* 2012;29:639–58.

- Cited Here

[45]. Gray SL, Anderson ML, Dublin S, et al. Cumulative use of strong anticholinergics and incident dementia: a prospective cohort study. *JAMA Intern Med* 2015;175:401–7.

- Cited Here

[46]. Borson S, Raskind MA. Clinical features and pharmacologic treatment of behavioral symptoms of Alzheimer's disease. *Neurology* 1997;48:S17.

- Cited Here

[47]. Glass J, Lanctôt KL, Herrmann N, et al. Sedative hypnotics in older people with insomnia: meta-analysis of risks and benefits. *BMJ* 2005;331:1169.

- Cited Here

[48]. Park DM, Kim SH, Park YC, et al. The comparative clinical study of efficacy of Gamisoyo-San (*Jiaweixiaoyaosan*) on generalized anxiety disorder according to differently manufactured preparations: multicenter, randomized, double blind, placebo controlled trial. *J Ethnopharmacol* 2014;158tA:11–7.

- Cited Here

[View full references list](#)

Keywords:

Alzheimer's disease; herbal; integrative medicine; neurodegenerative disorders

[View full article text](#)

[^Back to Top](#)



Never Miss an Issue

Get new journal Tables of Contents sent right to your email inbox

Browse Journal Content

- [Most Popular](#)
- [Current Issue](#)
- [Past Issues](#)
- [For Authors](#)
- [About the Journal](#)
- [Register on the website](#)
- [Subscribe](#)
- [Get eTOC Alerts](#)

For Journal Authors

- [Submit an article](#)
- [How to publish with us](#)

Customer Service

- [Activate your journal subscription](#)
- [Activate Journal Subscription](#)
- [Browse the help center](#)
- [Help](#)
- [Contact us at:](#)
 - **EMAIL:**
customerservice@lww.com
 - **TEL: (USA):**
TEL: (Int'l):
800-638-3030 (within USA)
301-223-2300 (international)

- [!\[\]\(eb2da236c8e866008a78d7aa69bcc6c9_img.jpg\)](#)
- [!\[\]\(41bd65de259e5aa2d4856c839edd4f76_img.jpg\)](#)

- [Privacy Policy \(Updated May 9, 2018\)](#)
- [Legal Disclaimer](#)
- [Terms of Use](#)
- [Open Access Policy](#)
- [Feedback](#)
- [Sitemap](#)
- [RSS Feeds](#)
- [LWW Journals](#)

- Copyright © 2020
- The Authors. Published by Wolters Kluwer Health, Inc.

This website uses cookies. By continuing to use this website you are giving consent to cookies being used. For information on cookies and how you can disable them visit our [Privacy and Cookie Policy](#).

Got it, thanks!